





DATA OVERVIEW PRESSURE CONTROL SYSTEMS

Pressure control systems as air-circulation devices are designed project related!



Specification	DG - 400	DG - 500 T with Poti	DG - 65 T with Poti	DG - 65 T-FU with SAS	DG - 100 T with Poti	DG - 100 T-FU with SAS
Height (mm)	465	1,100	825	825	1,000	1000
Width (mm)	400	600	700	700	900	900
Length (mm)	400	400	1,750	1,750	2,450	2,450
Weight (kilos)	20	120	150	150	350	350
Housing material	aluminium	galvanized steel plate			Hoesch insulation wall	
Varnish	RAL colour					
Air filter	F 5	F 5	F 5/7	F 5/7	G 3 + F 5/7	G 3 + F 5/7
Voltage	230	230	230	230	400	400
Frequency (Hz)	50	50	50	50	50	50
Air duct dryer (m³/h) up to	-----	190	190	190	310	310
Air output blower (m³/h) up to	1,000	645	645	645	2,000	2,000
Ext. pressure up to (Pa.)	500	1.100	2,000	2,000	3,000	3,000
Connection (mm)	50	100	160	160	250	250
Sound (dB/A)	53	50	50	50	50	50
Roof area (m²)			< 1.800	< 1.800	< 5.000	< 5.000
						

Gustav Nolting GmbH - Innovative Luftheiztechnik

Orbker Str. 38, D-32758 Detmold

Phone: +49 (0) 5231-6001-0; Fax: +49 (0) 5231-6001-51

Mail: info@gustav-nolting-gmbh.de

Internet: www.gustav-nolting-gmbh.de

Please use these data for preplannings only.

In case of order the installations have to be designed project related.

Please send us your inquiry with detailed records.

Valid from 03-2024

Page 1 of 1

Data overview pressure control systems